

# Microsoft Update Blue Screen Error Fixing BSOD

March 2021



### What is causing the Blue Screen error when I print using the KX Driver?

Kyocera as well as many other companies began getting reports of Blue Screen of Death (BSOD) incidents when printing. Microsoft released 2 updates this week, KB5000802 and KB5000808. The updates caused the crash.

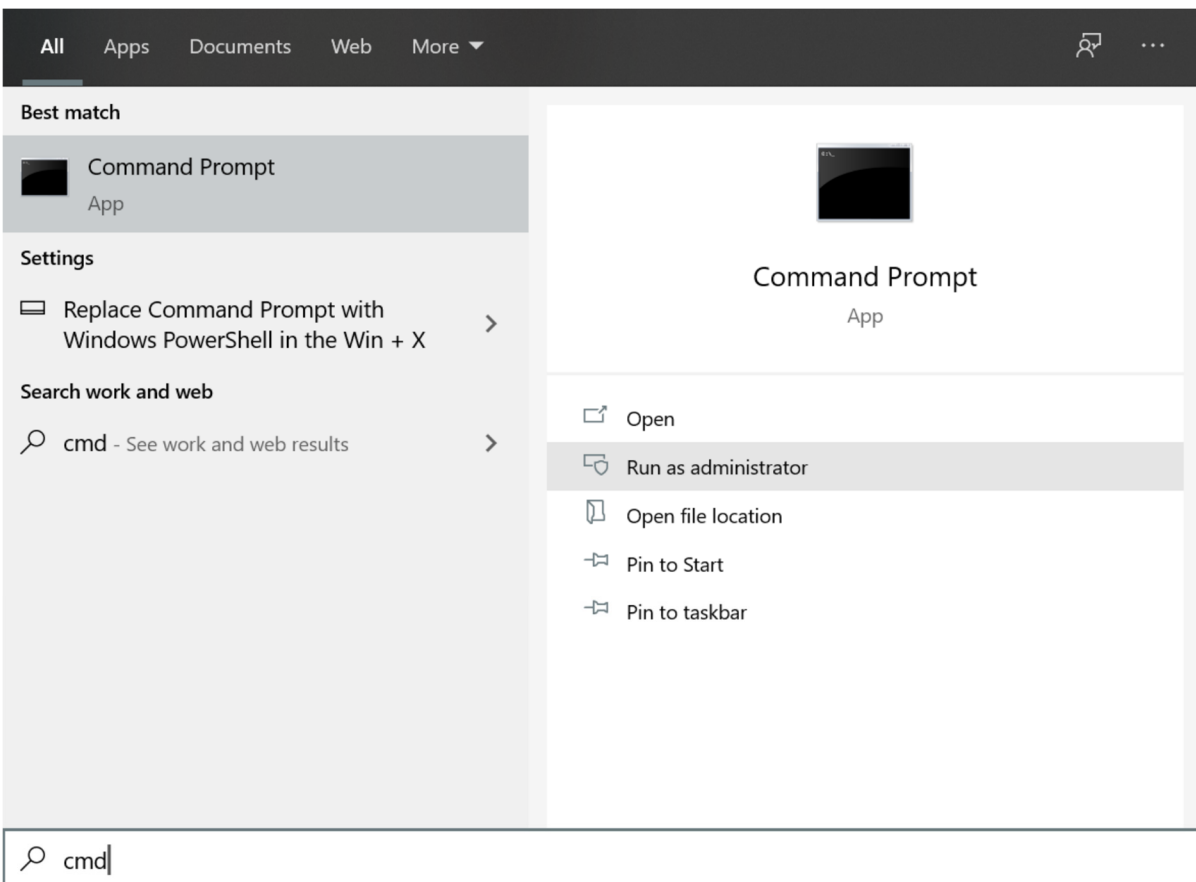
### What has Microsoft done since this was reported?

Microsoft has removed both updates from the automatic pushed update list. If your PC has not yet downloaded the update it will not install them. If you manually update your system from within Windows Update the 2 problem updates are still there and can be manually selected and installed. Do not do that until a complete fix is released if your PC is used for printing. Microsoft has left them up for manual install for users that have systems not used for printing.

### How do we fix a PC that has already been updated?

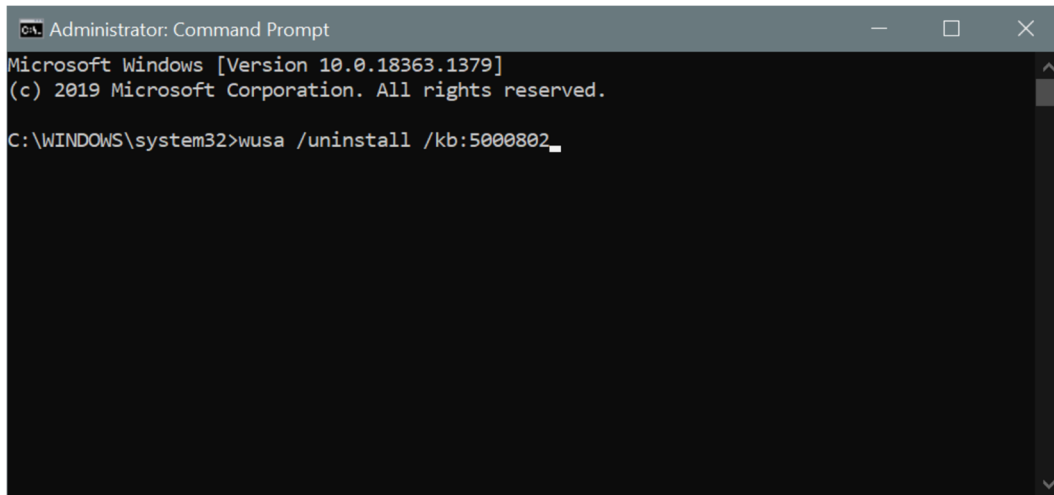
The best solution is to uninstall the 2 Updates. Follow the directions below and remember to reboot when done.

1. Open a Command Prompt with Administrator rights. Click on the Start button and type cmd. The following will be displayed.



## Microsoft Update Blue Screen Error

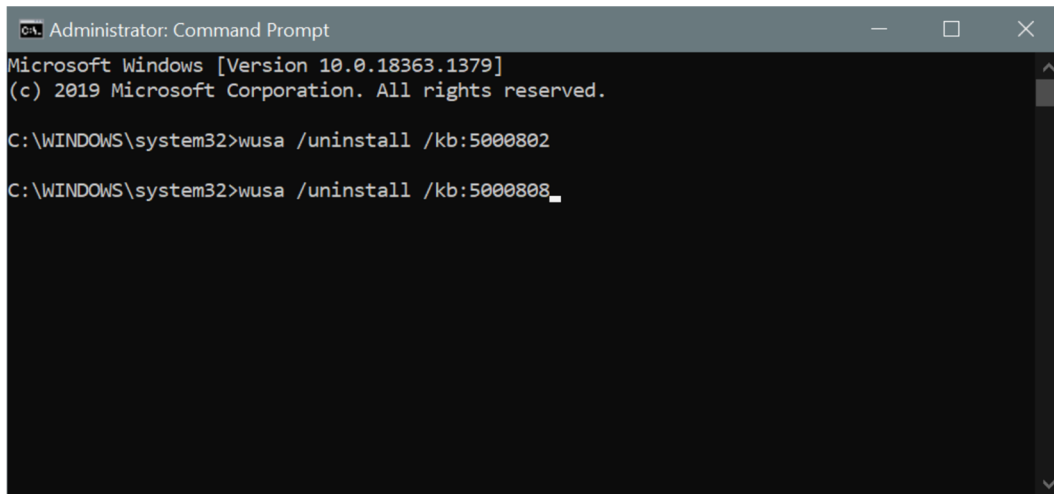
2. Click Run as Administrator on the right to open the Command Prompt Window. Accept the prompt to open with elevated rights and make changes to the computer.
3. In the Command Prompt enter the following command and press enter.
  - wusa /uninstall /kb:5000802



```
Administrator: Command Prompt
Microsoft Windows [Version 10.0.18363.1379]
(c) 2019 Microsoft Corporation. All rights reserved.

C:\WINDOWS\system32>wusa /uninstall /kb:5000802_
```

4. The Stand alone install will launch and remove the Update.
5. Repeat the process for the second update by entering – wusa /uninstall /kb:5000808



```
Administrator: Command Prompt
Microsoft Windows [Version 10.0.18363.1379]
(c) 2019 Microsoft Corporation. All rights reserved.

C:\WINDOWS\system32>wusa /uninstall /kb:5000802
C:\WINDOWS\system32>wusa /uninstall /kb:5000808_
```

6. Reboot your PC when the installer has finished removing the Updates and the BSOD problem will be resolved.

We expect an update set of files will be made available by Microsoft soon. For now, removing the Updates is the best way to recover your ability to print.



**About KYOCERA Document Solutions America, Inc.**

Kyocera Document Solutions America, Inc. (<https://www.kyoceradocumentsolutions.us/>) is a group company of Kyocera Document Solutions Inc., a global leading provider of total document solutions based in Osaka, Japan. The company's portfolio includes reliable and eco-friendly MFPs and printers, as well as business applications and consultative services which enable customers to optimize and manage their document workflow, reaching new heights of efficiency. With professional expertise and a customer first culture, the objective of the company is to help organizations put knowledge to work to drive change.

Kyocera Document Solutions Inc. is a core company of Kyocera Corporation, a leading supplier of semiconductor packages, industrial and automotive components, electronic devices, solar power generating systems and mobile phones. During the year ended March 31, 2020, Kyocera Corporation's consolidated sales revenue totaled \$14.7 billion. Kyocera appears on the "Derwent Top 100 Global Innovators 2018-19" list by Clarivate Analytics and is ranked #655 on Forbes magazine's 2019 "Global 2000" list of the world's largest publicly traded companies.